

3DL MATHS HOMEWORK

Date set: 8th Feb - Due: 13th Feb.

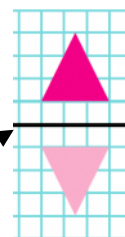
x	8	3	5	2	4
5					
2					
4					
5					
10					

Mental Maths – recall multiplication facts / times tables.

See how much of this grid you can complete in 5 minutes.

In maths this week we have been working on reflecting shapes.

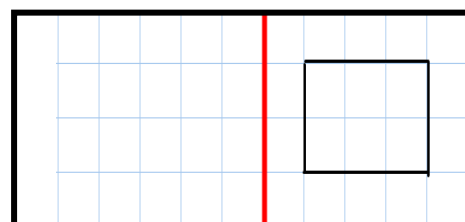
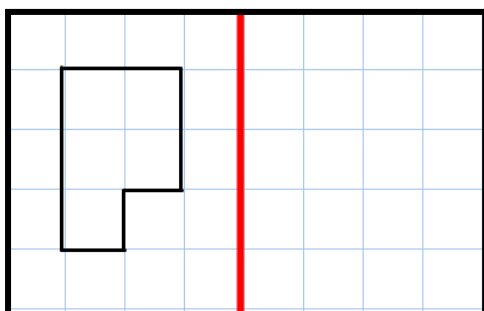
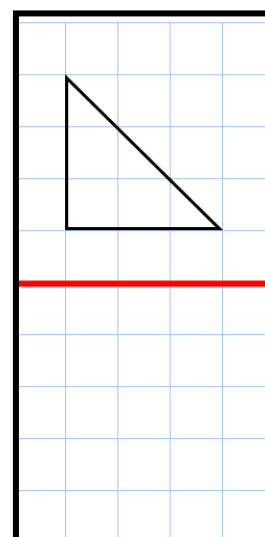
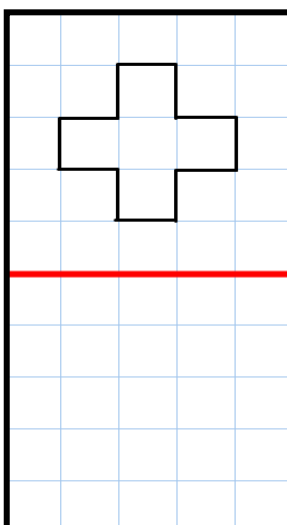
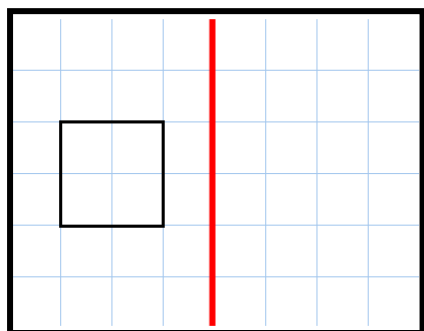
For your homework this week reflect the shapes below onto the opposite sides of each line. These lines are called a mirror line because the shape is what you see if you placed a mirror along the line, it's the reflection.



TOP TIPS

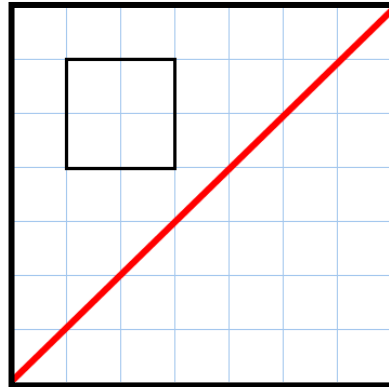
MIRROR LINE

- Each part of the reflected shape must be exactly the same distance from the line.
- Mark on the outline points on the other side of the line. ...REMEMBER TO FLIP IT !
- Join the points to complete the reflected shape



Challenge: reflect this shape in the diagonal mirror line.

Use the above top tips



Now draw your own reflected shapes on these grids. Don't forget to show your mirror line.

