

Home Learning pack

# Literacy-Reading

## Phase 2 Pictures and Captions Matching Activity

Name: \_\_\_\_\_

Date: \_\_\_\_\_



•

•

pat a  
dog



•

•

a cat in  
a hat



•

•

a sad  
man



•

•

a pin on  
a map

## Phase 2 Pictures and Captions Matching Activity

Name: \_\_\_\_\_

Date: \_\_\_\_\_



•

•


pots and  
pans



•

•


dad and  
nan



•

•

a nap in  
a cot



•


•

a kid in  
a cap

## Phase 2 Pictures and Captions Matching Activity

Name: \_\_\_\_\_

Date: \_\_\_\_\_



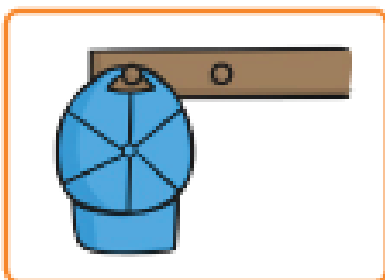
socks on  
a mat



a cap on  
a peg



a run in  
the sun




rats on  
a sack

# Literacy - Writing

Look

Write



\_\_\_\_\_



\_\_\_\_\_



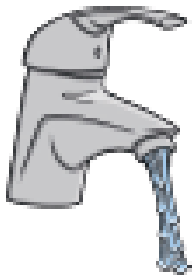
\_\_\_\_\_



\_\_\_\_\_



\_\_\_\_\_



\_\_\_\_\_

Look


Write




\_\_\_\_\_



\_\_\_\_\_



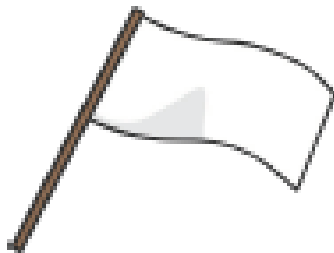
\_\_\_\_\_



\_\_\_\_\_



\_\_\_\_\_





\_\_\_\_\_

Literacy -writing

Write a sentence under each picture.

Don't forget:

<b>A B C</b> capital letters	 finger spaces	 full stop	<b>Read</b> read it again
---------------------------------	--	--	------------------------------



---

---

---

---



---

---

---

---



# Maths- shape

## 3D shape hunt

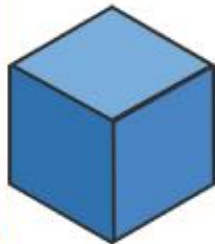
Go on a hunt for empty boxes and packages.

Can you find these shapes?

**sphere**



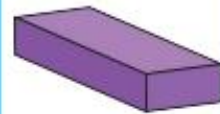
**cube**



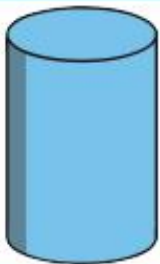
**pyramid**



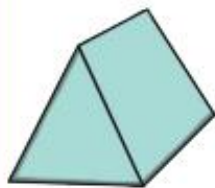
**cuboid**



**cylinder**



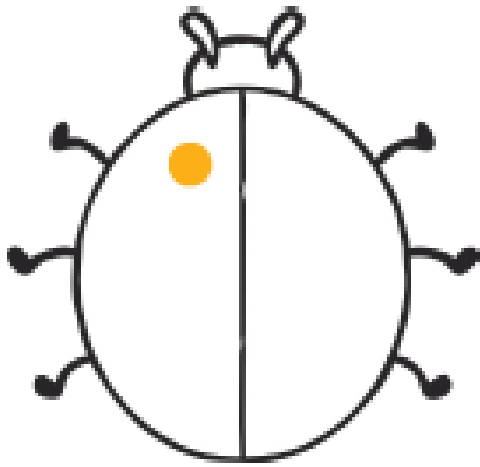
**triangular prism**




**cone**



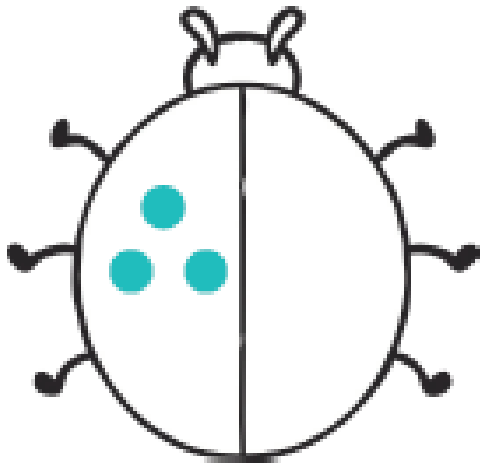
# Ladybird Doubles



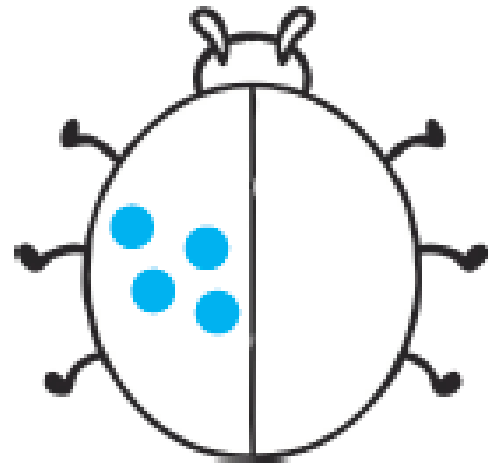
Double 1 is \_\_\_\_\_



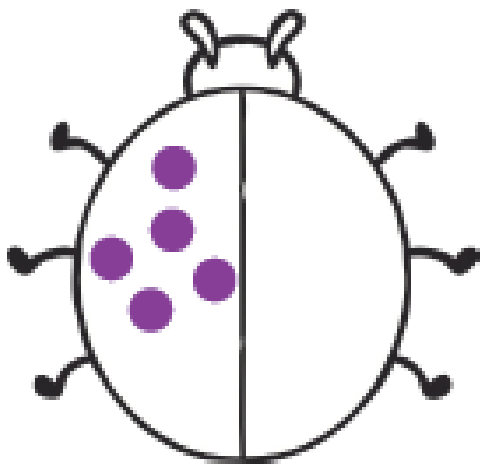
Double 2 is \_\_\_\_\_




Double 3 is \_\_\_\_\_



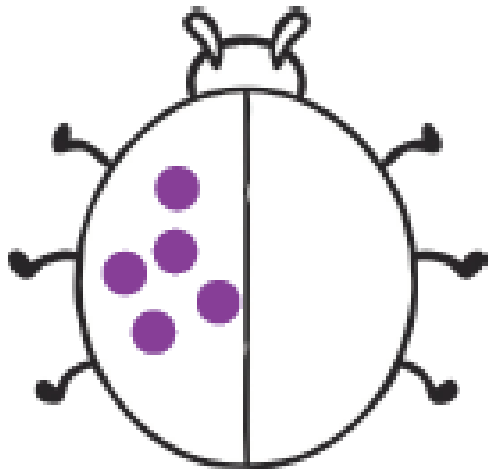
Double 4 is \_\_\_\_\_



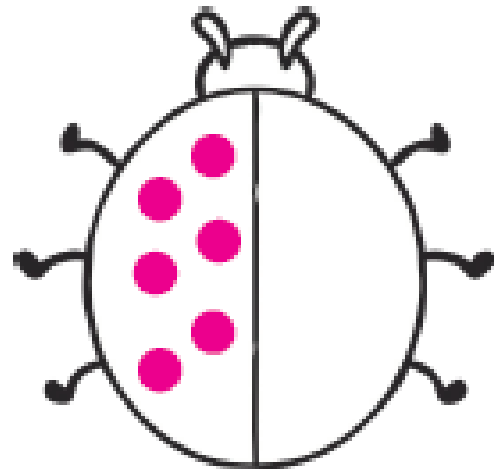
Double 5 is \_\_\_\_\_



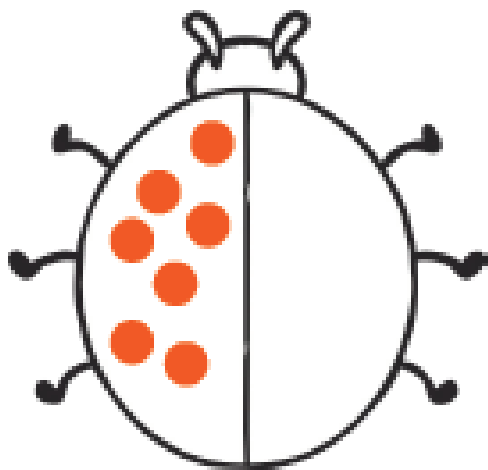
# Ladybird Doubles




Double 5 is \_\_\_\_\_




Double 6 is \_\_\_\_\_



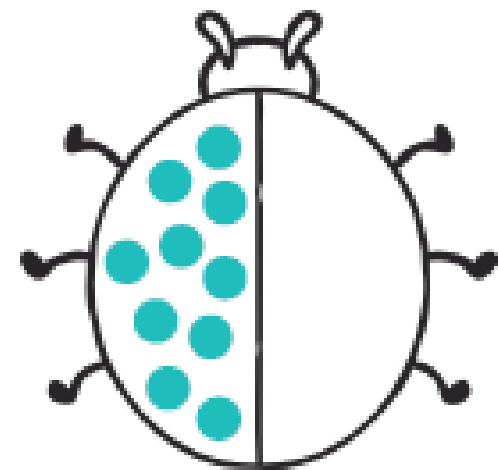
Double 7 is \_\_\_\_\_



Double 8 is \_\_\_\_\_



Double 9 is \_\_\_\_\_



Double 10 is \_\_\_\_\_

# Maths - addition

Write the answers in the circles. Then write the number sentence on the line below.




3 pears + 3 pears =

---




5 strawberries + 4 strawberries =

---



4 oranges + 6 oranges =

---




3 apples + 6 apples =

---




5 bananas + 2 bananas =

Write the answers in the circles. Then write the number sentence on the line below.



A visual addition problem showing 6 pears in a 2x3 grid, followed by a plus sign, 6 pears in a 2x3 grid, an equals sign, and an empty circle.

---




A visual addition problem showing 9 strawberries in two rows of 5 and 4, followed by a plus sign, 6 strawberries in two rows of 3, an equals sign, and an empty circle.

---



A visual addition problem showing 5 oranges in two rows of 2 and 3, followed by a plus sign, 8 oranges in two rows of 4, an equals sign, and an empty circle.

---



A visual addition problem showing 5 apples in two rows of 2 and 3, followed by a plus sign, 7 apples in two rows of 3 and 4, an equals sign, and an empty circle.

---



A visual addition problem showing 8 bananas in two rows of 4, followed by a plus sign, 6 bananas in two rows of 3, an equals sign, and an empty circle.

---

---

Art- Design your own leaf man!

Collect different kinds of leaves.

Use them to make a leaf man!



# Design Your Own Easter Egg

