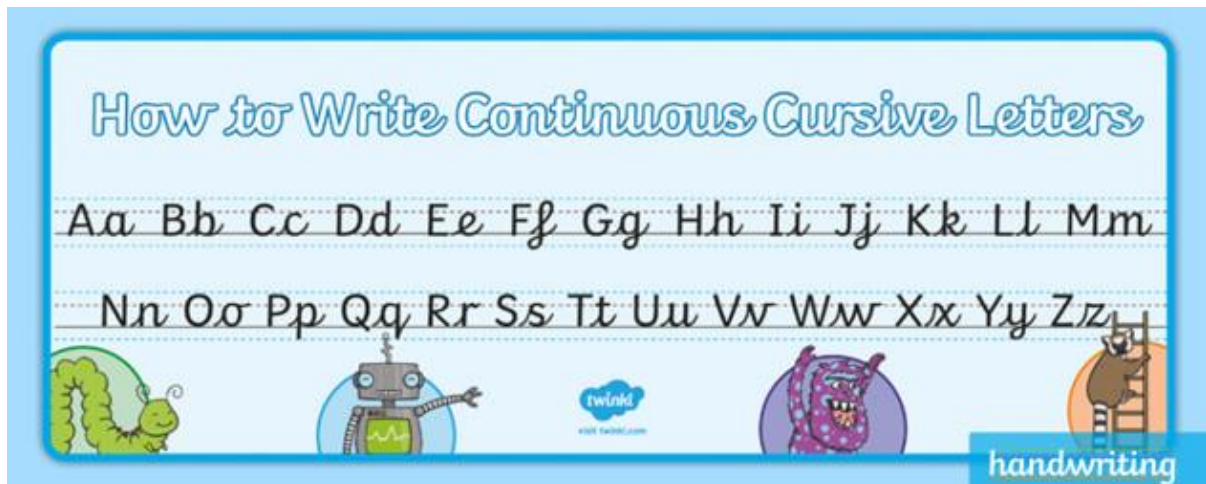


Year One Home Learning Pack.

Handwriting Focus:



At this point in the year, we have covered all our letter families. This week I would like you write out the alphabet as above, matching the capital letter to the lower case. Focus on getting the size of the letters correct!

Challenge: Copy my sentence below, think about the size of each letter!

The five boxing wizards jumped quickly.

The five boxing wizards jumped quickly.

The five boxing wizards jumped quickly.

The five boxing wizards jumped quickly.

Phonics Focus:

Remember – all our children are working at different stages of ‘Letters and Sounds’, however it is always good to recap every taught sound!

Access a range of free phonics related activities and games to keep all the children up to speed while they’re at home!

<https://www.phonicsplay.co.uk/>

On the next page you will find the phonics sound mats that we provide as support for your child at home and school to recap reading and spelling within words.

Year One Home Learning Pack.

Phase 2 Sound Mat



Phase 3 Sound Mat



Phase 5 Sound Mat



Year One Home Learning Pack.

Read the sentences below and match them to the picture.

Phase 3 Pictures and Captions Matching Worksheet



Fish and chips
on a dish.



The light of a torch.



Tools in the shed.



Looking at books.

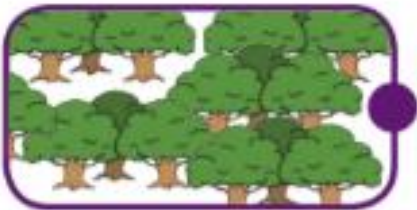


Digging in the soil.

Phase 3 Pictures and Captions Matching Worksheet



Bow down to the king
and queen.



A goat and a cow.



Ships in the port.



Goats in
the farmyard.

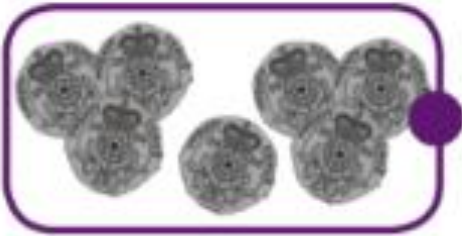


Sixteen trees.

Phase 3 Pictures and Captions Matching Worksheet



Jim has seven
silver coins



Boats on the river.



Clare and Sarah got
wet in the rain.



Jill has fair hair but
Jack has dark hair.






















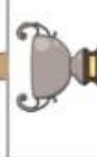















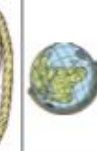
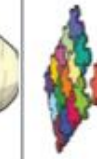








I can hear an owl
hoot at night.

Year One Home Learning Pack.

Challenge: Have a go at writing the word to match the picture – remember the split digraph rule (the 'e' on the end will change the sound in the middle).

Whilst this activity is aimed at children who have covered the majority of Phase 5 – most children should be able to have a good attempt at most columns (some are easier than others!)

Split Digraphs Table

o-e	e-e	u-e	a-e	i-e
				
				
				
				
				
				
				
				
				

Year One Home Learning Pack.

Writing Focus:

Write a short story based on the picture below. Remember to include **Capital Letters**, **Finger Spaces**, **Full Stops**. Use lots of adjectives, verbs and adverbs to make your story exciting (I've given you a few underneath)



red	crimson	verdant	dark	enormous		
big	green	cold	rocky	tiny		
scaly	fierce	scary	loud	spiky		
fly	soar	glide	stomp	march	dash	race
	run	tip-toe	chase	whizz		

Challenge: Include exclamation marks, commas and questions.

! , ?

Traditional Tales...

Jack and the Beanstalk



Once upon a time, there was a boy called Jack. He lived with his mother and they had a cow.



One day, Jack's mother asked him to take the cow to market to sell. Jack met a man, who gave him some magic beans for the cow.



When Jack came home, his mother was angry. She threw the beans out and sent him to bed. The next morning, a giant beanstalk had grown! Jack climbed it.



When Jack reached the top, he saw a castle and went inside. Jack heard a loud noise and hid. An enormous giant came into the room with a hen and a golden harp. He shouted, "Lay!" and the hen laid an egg. Then "Sing!" and the harp sang. The giant fell asleep.



Jack took the hen and the harp. The harp shouted and the giant woke up. He chased Jack down the beanstalk. Jack shouted, "Help!" Jack's mother came out and chopped the beanstalk down with an axe. The giant fell to the ground. He was never seen again.



Jack and his mother lived happily ever after.

Questions about Jack and the Beanstalk

Answer the questions below in full sentences.

1. What was the boy called?

2. What animal did Jack and his mother have?

3. What did Jack get for the cow?

4. How did Jack's mother feel when Jack came home?

5. What had grown the next morning?

6. Who came into the room?


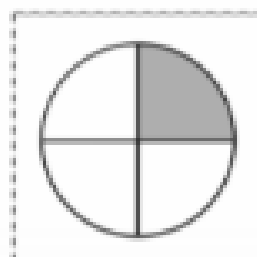
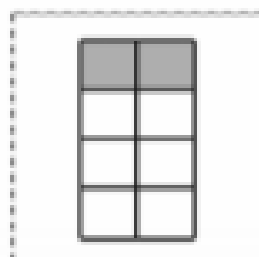

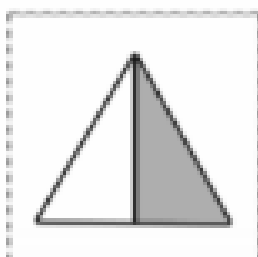
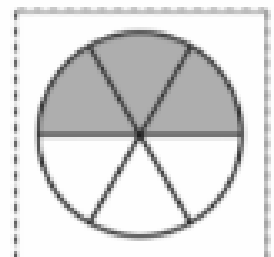
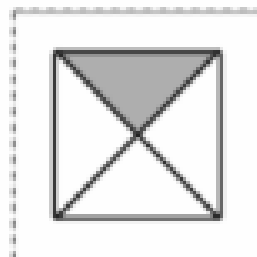
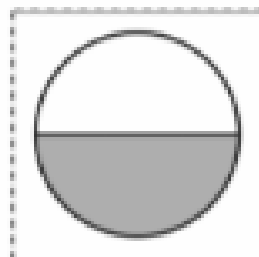
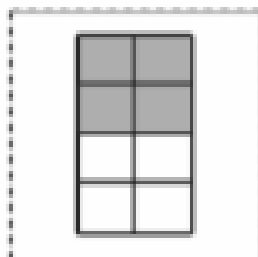

7. What did the giant do after the harp sang?

8. Where did the giant chase Jack?

Halves or Quarters Sorting

Sort the fractions into halves and quarters.

Halves	Quarters



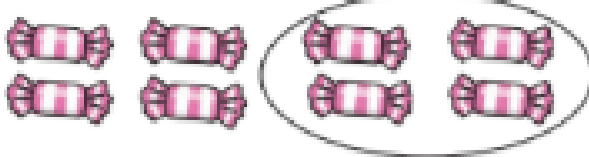
Introducing Fractions

Fractions of Amounts

Find half of these amounts. Use counters or buttons to help, or draw a circle around half to find the answer. The first one has been done for you.

half of is


sweets



$\frac{1}{2}$ of =

half of is


kites



$\frac{1}{2}$ of =

half of is

cats



$\frac{1}{2}$ of =

Now try these:

Draw 12 stars then find half.

Draw 16 flowers then find half.

Halves and Quarters Fractions

Find the fractions of these numbers. Draw pictures to show your thinking.
Here is an example:



Now it's your turn!

$\frac{1}{2}$ of 8 =

--

$\frac{1}{2}$ of 14 =

--

$\frac{1}{4}$ of 12 =

--

$\frac{1}{2}$ of 18 =

--

$\frac{1}{4}$ of 24 =

--

$\frac{1}{4}$ of 32 =

--

$\frac{1}{4}$ of 20 =

--

$\frac{1}{2}$ of 24 =

--