


## Year 1 Home Learning Pack

### Handwriting Focus



In Year 1, handwriting is a huge focus of ours. This week can you focus on lower case letters, ensuring your tall letters are tall and your short letters are all similar sizes... Parents, you can be the judge to how neat their writing is.

*For a challenge, can you write out this sentence in your best handwriting.*

Did you see the chick hatch from its egg?

Did you see the chick hatch from its egg?

Did you see the chick hatch from its egg?

Did you see the chick hatch from its egg?

### Phonics

In Year 1, phonics is hugely important so it is key that the children keep practicing their sounds and learning new ones. Phonics play has had an update so the new link is below. Please feel free to have a play around as the website has now changed. If you type on resources at the top, all the games are underneath with a tab for all the different phases.

<https://new.phonicsplay.co.uk/>

Please carry on using this sound mat to help children with their phonics.

### Phase 2 Sound Mat



### Phase 3 Sound Mat



### Phase 5 Sound Mat



# Spring Real and Nonsense Words Mosaic

Read the real and nonsense words with each grapheme in. Use the key to colour in squares to reveal the hidden picture.

Real and nonsense words with: **ch**=green      **sh**=red

**th**=blue      **ng**=yellow

goth	tuth	zith	ceth	shap	mith	jith	thix	nuth
thit	them	thid	thick	shek	muth	thok	then	lath
thox	thod	ship	losh	sing	wish	tish	weth	think
thosh	cuth	dish	rish	pong	shin	fish	reth	kith
that	woth	sith	veth	shop	buth	math	thap	thad
choth	path	joth	dith	shed	loth	this	chan	voth
juth	zith	thin	rith	chop	soth	with	both	lith
moth	thap	ched	thud	chip	both	tach	heth	zoth
deth	Tooth	suth	bach	much	chat	thav	bith	bath
hoth	thay	foth	juth	ruch	thaq	joth	fith	kuth

# Easter Real and Nonsense Word Mosaic

Read the words in the grid below and use the key to colour in the squares to reveal the hidden picture:

## Phase 5

Words with  
the i\_e sound  
= blue

Words with  
the ir sound =  
brown

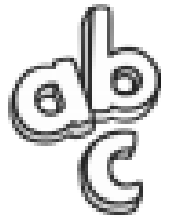
Words with  
the ue sound  
= pink

Words with  
the ea sound  
= yellow

Words with  
the wh sound  
= green

drime	trife	kite	chirt	skirt	lirt	libe	guibe	tide
fline	slide	thirteen	pide	glide	bike	dirt	splibe	stride
gime	tirl	five	prize	bime	kite	inside	sir	cime
trife	mirst	stride	drime	dea	steam	fline	pirst	stride
kite	thirsty	penue	cue	glead	whip	wheck	zirst	drime
drime	stir	resue	argue	heap	whink	wheel	shirt	guibe
rirst	first	biteen	firl	bird	mird	girl	mirst	pirst
skirt	thirteen	pirst	shirt	thirsty	lirt	bird	dirt	tirl
stride	thirsty	firl	thirteen	rirst	dirt	mird	sir	pide
guibe	five	dirt	pirst	thirsty	skirt	thirteen	drime	stride

# Find and Write the 'ue' Words



Write the words and then colour the pictures with an 'ue' sound in them.



\_\_\_\_\_




\_\_\_\_\_




\_\_\_\_\_



\_\_\_\_\_



\_\_\_\_\_




\_\_\_\_\_



\_\_\_\_\_



































\_\_\_\_\_



\_\_\_\_\_

# Alternative Spellings for oa

oa	ow	oe	o-e
			
			
			
			
			
			
			
			

## Literacy

Mr Watson wrote a few sentences about spring over the weekend... However, I personally don't think they are the best... Please can you fix his sentences ensuring you follow our writing tools!

there Are lots of flowers  
in my Garden?

spring is my favourite  
season.

the Weather is  
becoming much Warmer,

lambs are born in the  
SPRING!

*Challenge: Can you extend my sentences using  
are conjunction?*

*and            so            but            because*

*Write a short story based on the picture below. Remember to include Capital Letters, Finger Spaces, Full Stops. Use lots of adjectives, verbs and adverbs to make your story exciting.*



*Here are some questions to help you with your writing:*

*What is happening here?*


*Why/how is the carpet floating?*

*How is the boy feeling? Was he expecting this to happen?*

*How is the dog feeling? How do you know?*

*Does this bedroom belong to the boy? What does the setting tell you about his character?*





## Maths

*This week for maths the focus is on money and measurement. If you have any loose change at home you can show the children different coins to see if they can identify the value.*

# Coin Recognition

Cut and stick the coins in the right place.

1p	
2p	
5p	
10p	
20p	
50p	
£1	
£2	



## How Much Do the Ice Creams Cost?

How much does each ice cream cost? Look at the coins and write the total amount in the circle.



## How Much Do the Ice Creams Cost?

How much does each ice cream cost? Look at the coins and write the total amount in the circle.



**How much money is in my jar?**

